

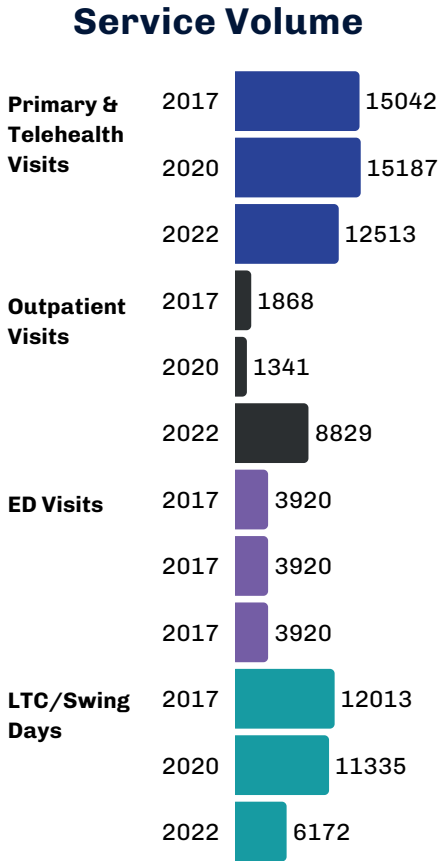
- ### Services Offered
- Behavioral Health ✓
  - Emergency ✓
  - Inpatient ✓
  - Primary Care ✓
  - Rehabilitation ✓
  - Specialty ✓

### Workforce

65 budgeted FTEs are unfilled. The most pressing unfilled positions today are Medical Assistants, Registered Nurses, and Certified Nursing Assistants.

Top issues in recruiting include a lack of qualified candidates and affordable/available local housing.

To support recruitment, Snoqualmie Valley offers in-house training for Medical Assistants and clinical rotations for nursing and medical students.



### History

Snoqualmie Valley Health (SVH) is owned and operated by King County Public Hospital District No. 4 (the District). It was established by voters in 1972. In the 1980s and early 1990s, the hospital building was leased to the Sisters of St. Joseph of Peace and operated as a general acute care hospital. After that lease ended, the District spent a number of years struggling with physical plant issues and financial performance. SVH was federally designated as a Critical Access Hospital (CAH) in November 2005.

The original hospital building was built with only 14 patient rooms. As the population grew and highways shifted away from the original location, access became more limited. In 2014, the hospital was relocated, providing easy access to I-90 and increasing to 25 beds.

### Today

Today, SVH provides acute care and a swing bed program and also operates three clinics: two primary care clinics (one that also includes urgent care), and a specialty care clinic that includes a physical therapy and rehabilitation center. SVH's vision is to build a health system that is a center for innovation, creating partnerships with the community to provide the highest quality care. In support of this vision, SVH's strategic plan includes: Building essential infrastructure to support a healthy future; recruiting and retaining the highest caliber staff; developing programs and infrastructure to meet and support the health care needs of the community; developing a brand for the future and defining the "new SVH"; and ensuring the financial resources to support the vision.

SVH's recent strategic planning identified the need for improved access for a variety of outpatient services, including primary care, specialty care, and urgent care. Demand for an outpatient surgery center, an expanded ambulatory rehabilitation program, and expanded diagnostic imaging have also been identified. SVH plans to co-locate many of these needed services in a soon-to-be constructed Medical Office Building on SVH's campus.



**61.5K**  
COVID-19 Vaccines Administered Since 2020

### Maternal Health

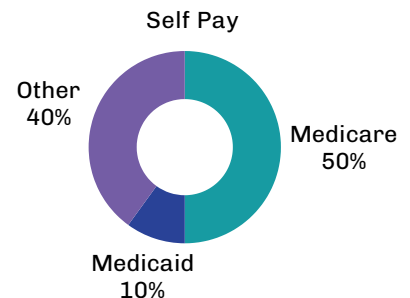
In 2022, 415 Snoqualmie Valley Service Area babies were born in a hospital. Snoqualmie Valley Hospital District does not provide OB, and the next closest birthing hospital is located about 9 miles away.

### Financial Indicators & Market Share

	2017	2020	2022
Charity Care	830,074	310,042	1,732,011
Cost of Bad Debt	\$1,678,054	\$513,523	\$666,612
Net Patient Revenue	33,347,088	36,640,225	46,766,082
Operating Margin	6.7%	-3.7%	4.2%
Total Margin (Operations & Taxes)			
Service Area Inpatient Market Share	6.0%	6.2%	4.7%
Inpt Mkt Share Medicare/caid	8.8%	8.7%	9.2%
Inpt Mkt Share HMO/Commercial	1.6%	2.6%	1.0%

Unless indicated, all data is from CHARS or internal sources.

### 2022 Payer Mix



## Our Community

SVH's primary service area includes the cities of Snoqualmie, North Bend, Snoqualmie Pass, Carnation, Fall City, and Preston and incorporates portions of the Snoqualmie Tribe. The community is young and growing, with 25% of the population under the age of 17 as compared to 18% statewide. The 65+ population cohort, though, is aging rapidly, almost doubling between 2010 and 2024 and expected to grow almost 30% more by 2029.

The service area has 50% fewer residents living in poverty, higher rates of home ownership, and higher median household incomes than King County and most other Washington rural hospitals. SVH also serves dramatically fewer Medicaid (13% compared to 21%) and Medicare (20% compared to 43%) patients than other Washington rural hospitals.

## Top Employers

Snoqualmie Valley School District  
Snoqualmie Casino  
Technical Glass  
Products SpaceLabs  
Zetec

## Community Benefit

- Care Coordination & Transitions
- Chronic Disease Management
- Diabetes Education
- Health Benefits Enrollment
- Health Education & Screenings
- Immunizations Obesity
- Prevention Smoking Cessation
- Weight Loss Classes

## Service Area



## Socioeconomic Characteristics



97% of those age 25 and Older are High School Graduates  
5% Better than Washington



7% of Households with Income Less than 200% of the FPL  
68% Better than Washington



49% of residents who rent spend more than 30% of income on rent  
6% Worse than Washington



4% are Uninsured  
39% Better than Washington  
Source: American Community Survey

## Health Factors



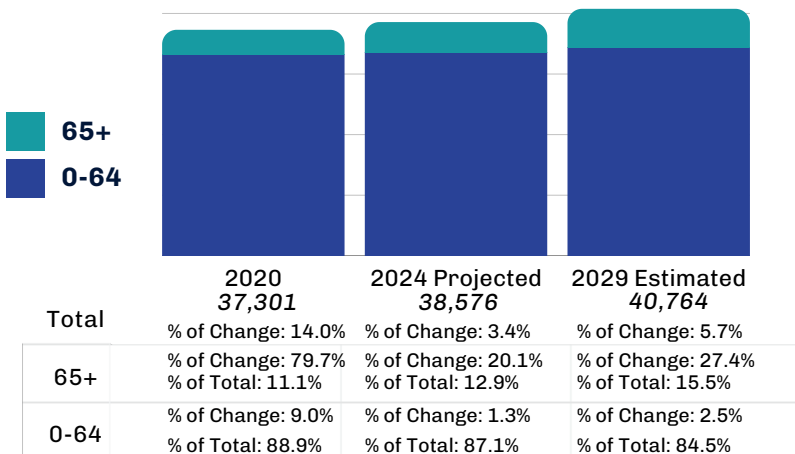
**Adults Who Smoke:** Adults who report having smoke 100 or more cigarettes in their lifetime and currently smoke every day or some days.

**Binge Drinkers:** Males having 5+ drinks on one occasion; females having 4+ or more drinks on one occasion.

Source: BRFSS

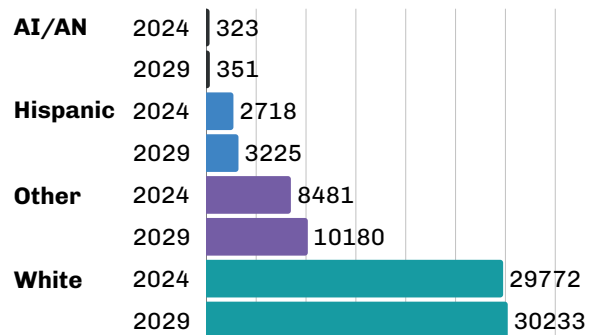
## Population

(% Change from Prior Datapoint, 2020 Compared to 2010)



## Race & Ethnicity

(% Change from Prior Datapoint, 2024 Compared to 2020)



Hispanic category includes entire Hispanic population regardless of race. Other includes Asian, Black, Native Hawaiian/Pacific Islander, 2+ Races, and Other.

Source: Claritas